

I.C.T SMT/DIP PCB Handling Machine
Standard

Conveyor Series	Loader&Unloader Series	Buffer Stacker Series	Traffic Controller Series
PCB Linking Conveyor	Mini Cyclic Loader	PCB Destacker	Inverter
Dual-lane SMT Link/Inspection Conveyor	Mini Size SMT Loader	PCB Stacker	Traverser / Shuttle Conveyor
Cooling Conveyor	Magazine Loader	Magazine Type Buffer	Turn Conveyor / Diverter
Telescopic Conveyor	Magazine Unloader	Multi Function Vertical Buffer	
	90 Degree SMT Magazine Loader		
	90 Degree SMT Magazine Unloader		
	Vaccum Bare Board Loader		
	1200LED Vaccum Bare Board Loader		
	Vacuum and Magazine Loader		
	Dual Magazine Unloader		
	Automatic Folding Loader		
	NG&OK Magazine Unloader		

High End

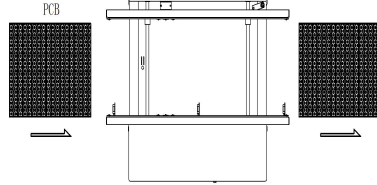
Conveyor Series	Loader&Unloader Series	Buffer Stacker Series	Traffic Controller Series
High-end PCB Linking Conveyor	High-end NG&OK Magazine Unloader	Cooling Vertical Buffer	PCB Rotating Conveyor
High-end Dual-lane SMT Upscale Inspection Conveyor		1200 LED Cooling Vertical Buffer	
High-end Reject Conveyor		NG/OK Vertical buffer	
High-end SMT Sealing Conveyor		Dual-lane Multi Function Cooling Vertical Buffer	
Barcode Scanning Conveyor			
Wave Soldering Tilt Conveyor			

Follow us for more information: YouTube (Search: ETASMT); LinkedIn (Search: I.C.T)

Standard SMT Link/Inspection Conveyor



Special chain and belt optional



1. Modular design, optional assembly as per client's requirement.
2. Rugged steel design, improves equipment stability.
3. Smooth stainless steel screw to adjust the width of the rail.
4. Variable speed control.
5. Circuit board testing mode.
6. Using a dedicated aluminum slot for transfer orbit to prevent PCB stuck.
7. Heavier bottom design, not easily shift.
8. Machine length can be customized.
9. Compatible with SMEMA interface.

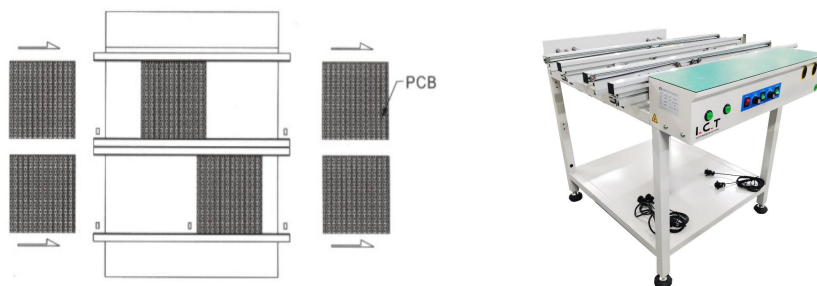
Main Material:

Body Material	Welding of metal materials	China
Sensor	Omron	Japan
Rail	Aluminum (mold making)	China
Belt	4mm Anti-static belt	China
Guide Screw	High precision ball screw	Taiwan

Specification:

Model	SC-500	SC-600	SC-800	SC-1000	SC-1200	SC-1500	SC-2000
Rail Length(mm)	500	600	800	1000	1200	1500	2000
Dimension(mm)	500*700*950	600*700*950	800*700*950	1000*700*950	1200*700*950	1500*700*950	2000*700*950
PCB Width	50 to 350mm						
PCB Direction	L to R or R to L						
Speed	Adjustable						
Switch	Pass Switch						
Control System	Industrial Control Module System (Panasonic PLC Option)						
Lighting	Optional						
SOP Rack	Optional						
Platform Material	ESD Rubber Mat						
Communication	SMEMA for both in & out						
Power Supply	1 PH AC 220V 50/60Hz (Option: 110V to 380V)						
Weight	50 Kg	50 Kg	55 Kg	55 Kg	85 Kg	125 Kg	150 Kg

Dual-lane SMT Link/Inspection Conveyor



1. Modular design, optional assembly as per client's requirement.
2. Rugged steel design, improves equipment stability.
3. Smooth stainless steel screw to adjust the width of the rail.
4. Variable speed control.
5. Circuit board testing mode.
6. Using a dedicated aluminum slot for transfer orbit to prevent PCB stuck.
7. Heavier bottom design, not easily shift.
8. Machine length can be customized.
9. Compatible with SMEMA interface.

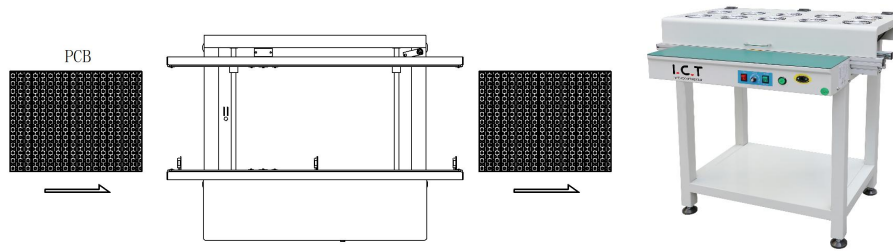
Main Material:

Body Material	Welding of metal materials	China
Sensor	Omron	Japan
Rail	Aluminum (mold making)	China
Belt	4mm Anti-static belt	China
Guide Screw	High precision ball screw	Taiwan

Specification:

Model	SC-500D	SC-600D	SC-1000D
Rail Length	500mm	600mm	1000mm
Dimension	500*990*950mm	600*990*950mm	1000*990*950mm
Max.PCB Width Dual-lane	50 to 270mm*2		
Max.PCB Width Single-lane	510mm		
PCB Direction	L to R or R to L		
Speed	Adjustable		
Switch	Pass Switch		
Control System	Industrial Control Module System (Panasonic PLC Option)		
Lighting	Optional		
SOP Rack	Optional		
Platform Material	ESD Rubber Mat		
Communication	SMEMA for both in & out		
Power Supply	1 PH AC 220V 50/60Hz (Option: 110V to 380V)		
Weight	80 Kg	90 Kg	105 Kg

Standard SMT Cooling Conveyor



1. This equipment is usually used to transfer and cooling PCBA after reflow soldering.
2. Rugged steel design, improves equipment stability.
3. Smooth stainless steel screw to adjust the width of the rail.
4. Variable speed control.
5. Circuit board testing mode.
6. Using a dedicated aluminum slot for transfer orbit to prevent PCB stuck.
7. Heavier bottom design, not easily shift.
8. Machine length can be customized.
9. Compatible with SMEMA interface.

*Option: Dual rail

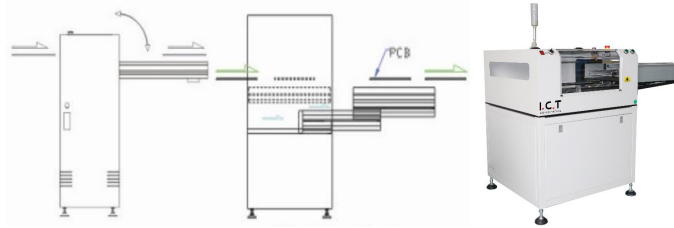
Main Material:

Body Material	Welding of metal materials	China
Sensor	Omron	Japan
Rail	Aluminum (mold making)	China
Belt	4mm Anti-static belt	China
Guide Screw	High precision ball screw	Taiwan
Fan	Liangyou	China

Specification:

Model	SCC-500	SCC-600	SCC-1000	SCC-1200	SCC-1500	SCC-2000
Rail Length(mm)	500	600	1000	1200	1500	2000
Dimension(mm)	500*700*1050	600*700*950	1000*700*1050	1200*700*1050	1500*700*1050	2000*700*1050
PCB Width	50 to 350mm					
PCB Direction	L to R or R to L					
Speed	Adjustable					
Switch	Pass Switch					
Control System	Industrial Control Module System (Panasonic PLC Option)					
Lighting	Optional					
SOP Rack	Optional					
Platform Material	ESD Rubber Mat					
Communication	SMEMA for both in & out					
Power Supply	1 PH AC 220V 50/60Hz (Option: 110V to 380V)					
Weight	60 Kg	60 Kg	65 Kg	95 Kg	135 Kg	160 Kg

Telescopic Conveyor



1. Strong, firm and stable design.
2. Telescopic mechanism closed design high safety.
3. Aluminum structure, Bottom weight design, not easy to shift.
4. Increased load without interference.
5. Smooth and precise translation (stepper motor).
6. Minimize clearance between conveyor.
7. Compatible SMEMA interface.

Specification:

Model	TC-M(Manual)	TC-L(Manual)	TC-A(Auto)	TC-B(Auto)
Dimension(mm)	1000*730*1050	1000*860*1050	1500*850*1300	1500*960*1300
PCB Size(mm)	50*50-445*350	50*50-530*460	50*50-445*350	50*50-530*460
Power	Max 120VA			
Transport Height	900±20mm (or Customer Specified)			
PCB Direction	L to R or R to L			
Communication	SMEMA for Both In & Out			
Power Supply	1 PH AC 220V 50/60Hz (Option: 110V to 380V)			
Weight	180 Kg	200 Kg	200 Kg	230 Kg

Mini Cyclic Loader

1. Strong, firm and stable design.
2. Effective design ensures no PCB breakage guaranty.
3. Aluminum structure, Bottom weight design, not easy to shift.
4. Increased load without interference.
5. Minimize clearance between conveyor.
6. Compatible SMEMA interface.



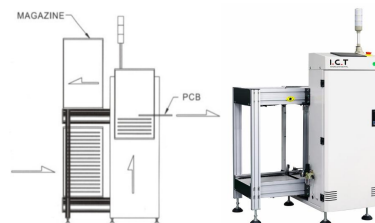
Specification:

Model	MCL-M
Dimension	500*475*1400mm
PCB Size	50*50-330*250mm
PCB Capacity	15pcs or Specify
Power	Max 120 VA
Transport Height	900±20mm (or Customer Specified)
PCB Direction	L to R or R to L

Communication	SMEMA for Both In & Out
Power Supply	1 PH AC 220V 50/60Hz (Option: 110V to 380V)
Weight	150 Kg

Mini Size SMT Loader

1. Strong, firm and stable design.
2. Touch screen and PLC control.
3. Top&Bottom pneumatic clamps to secure magazine rack.
4. No PCB breakage guaranty because of special gas circuit design.
5. Automatically diagnosing fault code display function.
6. Wear-resistant cable and have long service life.
7. Compatible SMEMA interface.



Specification:

Model	MLD-M	MLD-L	MLD-LL	MLD-XL
Dimension(mm)	850*765*1250	1170*845*1250	1300*910*1250	1300*980*1250
PCB Size(mm)	50*80-330*250	50*80-445*330	50*80-530*390	50*80-530*460
Rack Size(mm)	355*320*563	460*400*563	535*460*570	535*530*570
Time Feed PCB	Seconds 6 Approx. or Specify			
Indexing Pitch	10.20.30.40mm or Specify			
Control System	PLC			
Power	Max 300 VA			
Air Supply	4-6bar, 10ltr/Min			
Transport Height	900±20mm (or Customer Specified)			
PCB Direction	L to R or R to L			
Communication	SMEMA for Both In & Out			
Power Supply	1 PH AC 220V 50/60Hz (Option: 110V to 380V)			
Weight	120 Kg	180 Kg	220 Kg	280 Kg

SMT Magazine Loader



1. Strong, firm and stable design.
2. Touch screen and PLC control.
3. Top&Bottom pneumatic clamps to secure magazine rack.

4. No PCB breakage guaranty because of special gas circuit design.
5. Automatically diagnosing fault code display function.
6. Wear-resistant cable and have long service life.
7. Compatible SMEMA interface.

Specification:

Model	LD-M	LD-L	LD-LL	LD-XL	LD-XLL
Dimension(mm)	1330*765*1250	1650*845*1250	1800*909*1250	1800*970*1250	2065*1230*1250
PCB Size(mm)	50*50-330*250	50*50-445*330	50*50-530*390	50*50-530*460	50*50-620*460
Rack Size(mm)	355*320*563	460*400*563	535*460*570	535*530*570	630*530*570
Time Feed PCB	Seconds 6 Approx. or Specify				
Indexing Pitch	10.20.30.40mm or Specify				
Control System	PLC				
Power	Max 300 VA				
Air Supply	4-6bar, 10ltr/Min				
Transport Height	900±20mm (or Customer Specified)				
PCB Direction	L to R or R to L				
Communication	SMEMA for Both In & Out				
Power Supply	1 PH AC 220V 50/60Hz (Option: 110V to 380V)				
Weight	160 Kg	220 Kg	280 Kg	340 Kg	350 Kg

SMT Magazine Unloader



1. Strong, firm and stable design.
2. Touch screen and PLC control.
3. Top&Bottom pneumatic clamps to secure magazine rack.
4. No PCB breakage guaranty because of special gas circuit design.
5. Automatical diagnosing fault code display function.
6. Wear-resistant cable and have long service life.
7. Compatible SMEMA interface.

Specification:

Model	UL-M	UL-L	UL-LL	UL-XL	UL-XLL
Dimension(mm)	1730*765*1250	2065*845*1250	2260*909*1250	2260*970*1250	2610*1230*1250
PCB Size(mm)	50*50-330*250	50*50-445*330	50*50-530*390	50*50-530*460	50*50-620*460
Rack Size(mm)	355*320*563	460*400*563	535*460*570	535*530*570	630*530*570

Time Feed PCB	Seconds 6 Approx. or Specify				
Indexing Pitch	10.20.30.40mm or Specify				
Control System	PLC				
Power	Max 300 VA				
Air Supply	4-6bar, 10ltr/Min				
Transport Height	900±20mm (or Customer Specified)				
PCB Direction	L to R or R to L				
Communication	SMEMA for Both In & Out				
Power Supply	1 PH AC 220V 50/60Hz (Option:110V to 380V)				
Weight	180 Kg	240 Kg	300 Kg	360 Kg	450 Kg

90 Degree SMT Magazine Loader

1. Strong firm and stable design.
2. Touch screen and PLC control.
3. Top&bottom pneumatic clamps to secure magazine rack.
4. No PCB breakage guaranty because of special gas circuit design.
5. Automatical diagnosing fault code display function.
6. Wear-resistant cable and have long service life.
7. Compatible SMEMA interface.

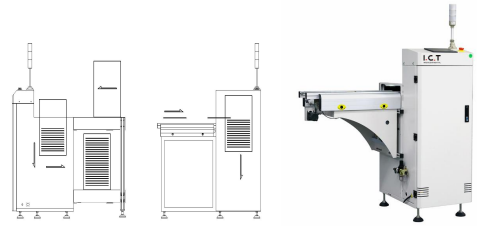


Specification:

Model	LDD-M	LDD-L	LDD-LL	LDD-XL
Dimension(mm)	1150*1150*1205	1350*1350*1205	1550*1550*1205	1550*1780*1205
PCB Size(mm)	50*50-330*250	50*50-445*330	50*50-530*390	50*50-530*460
Rack Size(mm)	355*320*563	460*400*563	535*460*570	535*530*570
Time Feed PCB	Seconds 6 Approx. or Specify			
Indexing Pitch	10.20.30.40mm or Specify			
Control System	PLC			
Power	Max 300 VA			
Air Supply	4-6bar, 10ltr/Min			
Transport Height	900±20mm (or Customer Specified)			
PCB Direction	L to R or R to L			
Communication	SMEMA for Both In & Out			
Power Supply	1 PH AC 220V 50/60Hz (Option:110V to 380V)			
Weight	180 Kg	240 Kg	300 Kg	320 Kg

90 Degree SMT Magazine Unloader

1. Strong firm and stable design.
2. Touch screen and PLC control.
3. Top&bottom pneumatic clamps to secure magazine rack.
4. No PCB breakage guaranty because of special gas circuit design.
5. Automatical diagnosing fault code display function.
6. Wear-resistant cable and have long service life.
7. Compatible SMEMA interface.




Specification:

Model	ULD-M	ULD-L	ULD-LL
Dimension(mm)	1150*1150*1205	1350*1350*1205	1550*1550*1205
PCB Size(mm)	50*50-330*250	50*50-445*330	50*50-530*390
Rack Size(mm)	355*320*563	460*400*563	535*460*570
Time Feed PCB	Seconds 6 Approx. or Specify		
Indexing Pitch	10.20.30.40mm or Specify		
Control System	PLC		
Power	Max 300 VA		
Air Supply	4-6bar, 10ltr/Min		
Transport Height	900±20mm (or Customer Specified)		
PCB Direction	L to R or R to L		
Communication	SMEMA for Both In & Out		
Power Supply	1 PH AC 220V 50/60Hz (Option:110V to 380V)		
Weight	180 Kg	240 Kg	300 Kg

SMT Automatic Vacuum and Magazine Loader

1. Strong, firm and stable design.
2. Touch screen and PLC control.
3. Top&bottom pneumatic clamps to secure magazine rack.
4. No PCB breakage guaranty because of special gas circuit design.
5. Effective design ensures no PCB breakage guaranty.
6. Vacuum Loader and pallet conveyor compatible.
7. Adjust the position of the nozzle to ensure the circuit boards is clamped.
8. Vacuum and magazine are feed into the board at the same machine, integrated machine.
9. Compatible SMEMA interface.



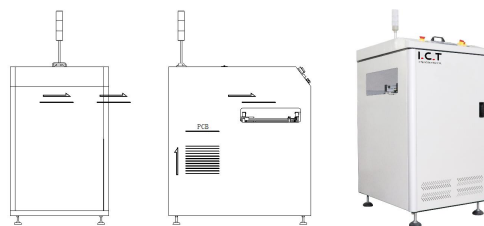
Specification:

Model	VC-M	VC-L	VC-LL	VC-XL
Dimension(mm)	1800*865*1250	2220*945*1250	2450*1110*1250	2450*1250*1250
PCB Size(mm)	50*50-330*250	50*50-445*330	50*50-530*390	50*50-530*460
Rack Size(mm)	355*320*563	460*400*563	535*460*570	535*530*570

Time Feed PCB	Approx.12 Seconds or Specify			
Indexing Pitch	10.20.30.40mm or Specify			
Control System	PLC			
Power	Max 300 VA			
Air Supply	4-6bar, 10ltr/Min			
Transport Height	900±20mm (or Customer Specified)			
PCB Direction	L to R or R to L			
Communication	SMEMA for Both In & Out			
Power Supply	1 PH AC 220V 50/60Hz (Option:110V to 380V)			
Weight	220 Kg	260 Kg	300 Kg	340 Kg

Dual-rails SMT Unloader				
<ol style="list-style-type: none"> 1. Strong, firm and stable design. 2. Touch screen and PLC control. 3. Top&bottom pneumatic clamps to secure magazine rack. 4. No PCB breakage guaranty because of special gas circuit design. 5. Automatical diagnosing fault code display function. 6. Wear-resistant cable and have long service life. 7. Compatible SMEMA interface. 				
Specification:				
Model	DUL-M	DUL-L	DUL-LL	DUL-XL
Dimension(mm)	1800*1435*1250	2065*1690*1250	2330*1810*1250	2330*1950*1250
PCB Size(mm)	50*50-330*250	50*50-445*330	50*50-530*390	50*50-530*460
Rack Size(mm)	355*320*563	460*400*563	535*460*570	535*530*570
Time Feed PCB	Seconds 6 Approx. or Specify			
Indexing Pitch	10.20.30.40mm or Specify			
Control System	PLC			
Power	Max 300 VA			
Air Supply	4-6bar, 10ltr/Min			
Transport Height	900±20mm (or Customer Specified)			
PCB Direction	L to R or R to L			
Communication	SMEMA for Both In & Out			
Power Supply	1 PH AC 220V 50/60Hz (Option: 110V to 380V)			
Weight	320 Kg	350 Kg	380 Kg	410 Kg

Translational Vacuum Loader



1. European standard aluminum alloy and steel plate, aggravated structural design.
2. Touch screen and PLC control.
3. The vacuum loader structure is fully enclosed to ensure the safe level of operation.
4. Adjust the position of the suction nozzle to ensure the circuit boards is clamped.
5. Parallel and smooth width adjustment (lead screw).
6. Smooth and precise translation (stepper motor).
7. Minimize clearance between conveyor.
8. Compatible SMEMA interface.

Video: <https://www.youtube.com/watch?v=lKe810Kd29g&t=8s>


Main Material:

Body Material	European standard aluminum alloy	China
PLC	Panasonic	Japan
Touch Screen	Kunlun	China
Flexible cable	Igus	Germany
Magnetic Switch	SMC	Japan
Cylinder	SMC	Japan
Bearing	NSK	Japan
Electromagnetic Valve	AirTAC	Taiwan
Limit Switch	Omron	Japan
Sensor	Omron	Japan
Relay	Omron	Japan

Specification:

Model	VL-M	VL-L
Dimension(mm)	600*1002*1300	800*1270*1300
PCB Size(mm)	50*50-450*330	50*50-530*460
PCB Capacity	400pcs (0.6mm thick)	
Cycle Time	Approx.12 Seconds or Specify	
Control System	PLC	
Power	Max 150 VA	
Air Supply	4-6bar, 10ltr/Min	
Transport Height	900±20mm (or Customer Specified)	
PCB Direction	L to R or R to L	
Communication	SMEMA for Both In & Out	

Power Supply	1 PH AC 220V 50/60Hz (Option: 110V to 380V)	
Weight	130 Kg	150 Kg



1. Standard aluminum alloy and steel plate, aggravated structural design.
2. Touch screen and PLC control.
3. The vacuum loader structure is fully enclosed to ensure the safe level of operation.
4. Adjust the position of the suction nozzle to ensure the circuit boards is clamped.
5. Parallel and smooth width adjustment (lead screw).
6. Smooth and precise translation (stepper motor).
7. Minimize clearance between conveyor.
8. Compatible SMEMA interface.

Main Material:

Body Material	Standard aluminum alloy	China
PLC	Panasonic	Japan
Touch Screen	Kunlun	China
Flexible cable	Igus	Germany
Magnetic Switch	SMC	Japan
Cylinder	SMC	Japan
Bearing	NSK	Japan
Electromagnetic Valve	AirTAC	Taiwan
Limit Switch	Omron	Japan
Sensor	Omron	Japan
Relay	Omron	Japan

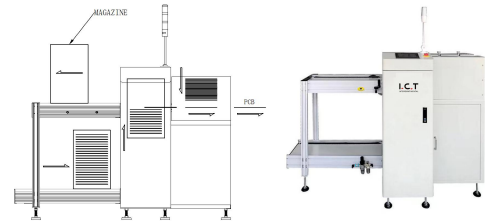
Specification:

Model	VL-1200
Dimension(mm)	1450*1200*1300
PCB Size(mm)	50*50-1200*250 (Special width customized)
PCB Capacity	100pcs (0.6mm thick)
Cycle Time	Approx.15S or Specify
Control System	PLC
Power	Max 150 VA
Air Supply	4-6bar, 10ltr/Min
Transport Height	900±20mm (or Customer Specified)

PCB Direction	L to R or R to L
Communication	SMEMA for Both In & Out
Power Supply	1 PH AC 220V 50/60Hz (Option: 110V to 380V)
Weight	380 Kg

Automatic Folding Loader

1. This unit is used for automatic loading operation of double-Sided boards and transceiver.
2. Touch screen and PLC control.
3. Increase board without interference.
4. By pass mode provide.
5. Increased load without interference.
6. Vacuum Loader and pallet conveyor compatible.
7. Compatible SMEMA interface.




Specification:


Model	AFL-M	AFL-L
Dimension(mm)	1850*855*1250	2320*995*1250
PCB Size(mm)	50*80-330*250	50*80-460*390
Rack Size(mm)	355*320*563	535*460*570
PCB Thickness	Min 0.6mm	
PCB Capacity	400pcs (0.6mm thick)	
Cycle Time	Approx.12seconds or Specify	
Control System	PLC	
Power	Max 300 VA	
Air Supply	4-6bar, 10ltr/Min	
Transport Height	900±20mm (or Customer Specified)	
PCB Direction	L to R or R to L	
Communication	SMEMA for Both In & Out	
Power Supply	1 PH AC 220V 50/60Hz (Option: 110V to 380V)	
Weight	200 Kg	260 Kg

Translational NG/OK SMT Unloader

1. This device is used to receive board SMT circuit board production line operation, suitable for receive NG board and OK board after soldering.
2. PLC + touch screen Man-Machine Operating Key Surface.
3. Frequency Conversion Lifting Device, Smooth Movement.
4. 5 kinds of PITCH choices can set the step of receiving PCBA.
5. Simple Width Adjustment Design, Quick and Flexible Line Change.
6. Four-point positioning of magazine.
7. Translational Differentiation of NG and OK PCBA.





8. Anti-jamming board design of the receiving PCBA protection system.				
9. Compatible SMEMA interface.				
Specification:				
Model	NOUL-M	NOUL-L	NOUL-LL	NOUL-XL
Dimension(mm)	1800*1450*1350	2065*1690*1350	2400*1810*1350	2450*1950*1350
PCB Size(mm)	50*80-330*250	50*80-445*330	50*80-530*390	50*80-530*460
Rack Size(mm)	355*320*563	460*400*563	535*460*570	535*530*570
PCB Thickness	0.4-5.0mm			
PCB Weight	≤2.0kg			
PCB Component Height	±15mm			
Time Feed PCB	Approx. 9S or Specify			
Indexing Pitch	10.20.30.40.50mm or Specify			
Control System	PLC			
Power	Max 300 VA			
Air Supply	4-6bar, 10ltr/Min			
Transport Height	910±30mm (or Customer Specified)			
Transport Belt	3.8mm Anti-static Flat Belt			
PCB Direction	L to R or R to L			
Communication	SMEMA for Both In & Out			
Power Supply	1 PH AC 220V 50/60Hz (Option: 110V to 380V)			
Weight	310 Kg	340 Kg	370 Kg	400 Kg

PCB Destacker	
<ol style="list-style-type: none"> 1. Before stencil printer,supply PCB input. 2. Strong, firm and stable design. 3. Touch screen and PLC control. 4. Aluminum structure, Bottom weight design, not easy to shift. 5. By pass mode provide. 6. Increased load without interference. 7. Smooth and precise translation (stepper motor). 8. Minimize clearance between conveyor. 9. Compatible SMEMA interface. 	
	
Specification:	
Model	PDS-460
Dimension	550*889*1200mm
PCB Size	50*50~460*460mm
PCB Thickness	Min 0.6mm
PCB Capacity	400pcs (0.6mm thick)
Cycle Time	Approx.10 seconds or Specify

Control System	PLC
Power	Max 100 VA
Air Supply	4-6bar, 10ltr/Min
Transport Height	900±20mm (or Customer Specified)
PCB Direction	L to R or R to L
Communication	SMEMA for Both In & Out
Power Supply	1 PH AC 220V 50/60Hz (Option: 110V to 380V)
Weight	200 Kg

PCB Stacker	
<ol style="list-style-type: none"> 1. After reflow oven,PCB output and storage. 2. Strong,firm and stable design. 3. Touch screen and PLC control. 4. Aluminum structure, Bottom weight design, not easy to shift. 5. By pass mode provide. 6. Increased load without interference. 7. Smooth and precise translation (stepper motor). 8. Minimize clearance between conveyor. 9. Compatible SMEMA interface. 	
Specification:	
Model	PS-460
Dimension(mm)	503*889*1200
PCB Size(mm)	50*50-460*460
PCB Thickness	Min 0.6mm
PCB Capacity	400pcs (0.6mm thick)
Cycle Time	Approx.10 seconds or Specify
Control System	PLC
Power	Max 100 VA
Air Supply	4-6bar, 10ltr/Min
Transport Height	900±20mm (or Customer Specified)
PCB Direction	L to R or R to L
Communication	SMEMA for Both In & Out
Power Supply	1 PH AC 220V 50/60Hz (Option:110V to 380V)
Weight	180 Kg

Magazine Type Buffer				
<ol style="list-style-type: none"> 1. This device is used for receiving NG board or memory board. 2. Touch screen and PLC control. 3. Top&Bottom pneumatic clamps to secure magazine rack. 4. No PCB breakage guaranty because of special gas circuit design. 5. Apply to NG board for receive NG board. 6. Six operation modes: FIFO, LIFO, Loading, Unloading, NG cache, Pass-through. 7. Compatible SMEMA interface. 8. YouTube link: https://youtu.be/6epN8TdzCNk 				
Specification:				
Model	BC-M	BC-L	BC-LL	BC-XL
Dimension(mm)	1150*1150*1250	1350*1350*1250	1550*1550*1250	1550*1780*1250
PCB Size(mm)	50*80-330*250	50*80-445*330	50*80-530*390	50*80-530*460
Rack Size(mm)	355*320*563	460*400*563	535*460*570	535*530*570
Indexing Pitch	10.20.30.40mm or Specify			
Control System	PLC			
Power	Max 250 VA			
Air Supply	4-6bar, 10ltr/Min Max			
Transport Height	900±20mm (or Customer Specified)			
PCB Direction	L to R or R to L			
Communication	SMEMA for Both In & Out			
Power Supply	1 PH AC 220V 50/60Hz (Option: 110V to 380V)			
Weight	160 Kg	240 Kg	300 Kg	320 Kg


Multi Function Vertical Buffer		
<ol style="list-style-type: none"> 1. Strong, firm and stable design. 2. Transmission with durable roller (no need to replace the belt). 3. Small machine footprint. 4. Touch screen and PLC control. 5. Fast, smooth and accurate retrieval positions. 6. Parallel and smooth width adjustment (lead screw). 7. Three operation modes: FIFO, LIFO, Pass-through. 8. Compatible SMEMA interface. 		
Specification:		
Model	VB-L	VB-LL
Dimension(mm)	500*800*1650	600*900*1650
PCB Size(mm)	50*50-445*350	50*50-530*460

Cycle Time	Approx.10 Seconds	
PCB Capacity	25 pcs or Specify	
Control System	PLC	
Power	Max 250 VA	
Transport Height	900±20mm (or Customer Specified)	
PCB Direction	L to R or R to L	
Communication	SMEMA for Both In & Out	
Power Supply	1 PH AC 220V 50/60Hz (Option: 110V to 380V)	
Weight	200 Kg	260 Kg

Dual-lane Multi Function Cooling Vertical Buffer

This device is used to put it in front of AOI, after reflow soldering, temporarily store PCB and cooling function.

1. Strong, firm and stable design.
2. Transmission with durable roller (no need to replace the belt).
3. Small machine footprint.
4. Touch screen and PLC control.
5. Fast, smooth and accurate retrieval positions.
6. Parallel and smooth width adjustment (lead screw).
7. Three operation modes: FIFO, LIFO, Pass-through.
8. Compatible SMEMA interface.



Main Material:

Body Material	Standard aluminum alloy	China
PLC	Panasonic	Japan
Touch Screen	Kunlun	China
Flexible cable	Igus	Germany
Magnetic Switch	SMC	Japan
Sensor	OMRON	Japan

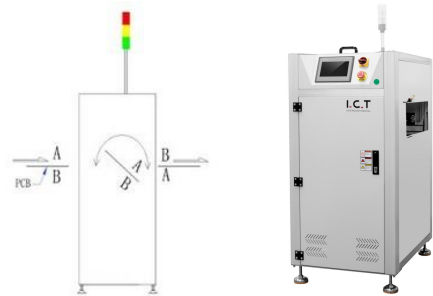
Specification:

Model	DCVB-M	DCVB-L
Dimension(mm)	1000*1200*1660	1000*1350*1660
PCB Size(mm)	50*50-330*250	50*50-500*300
Cycle Time	Approx.10 Seconds	
PCB Capacity	25pcs or Specify	
Control System	PLC	
Power	Max 250 VA	
Transport Height	900±20mm (or Customer Specified)	
PCB Direction	L to R or R to L	
Communication	SMEMA for Both In & Out	
Power Supply	1 PH AC 220V 50/60Hz (Option: 110V to 380V)	

Weight	160 Kg	180 Kg
--------	--------	--------

PCB Flipper/Inverter

1. This unit is used to invert PCBs(180°) for "double-sided" process.
2. Touch screen and PLC control.
3. Enclosed design with built-in torque limiter ensures highest level of safety.
4. Top cover can be opened for easy access to hardware during maintenance.
5. Steady and precise scaling (retractable motor).
6. Parallel and smooth width adjustment (screw).
7. Minimize transmission clearance between conveyor.
8. Different lengths available upon request.
9. Compatible SMEMA interface.
10. Operating mode: Pass-through / Inverter / Inverter back.




Specification:

Model	PF-M	PF-L
Dimension(mm)	500*786*1250	600*856*1250
PCB Size(mm)	50*50-445*350	50*50-550*460
Cycle Time	Approx.10 Seconds	
Belt Type	Oblate Belt	
Control System	PLC	
Power	Max 150 VA	
Transport Height	900±20mm (or Customer Specified)	
PCB Direction	L to R or R to L	
Communication	SMEMA for Both In & Out	
Power Supply	1 PH AC 220V 50/60Hz (Option: 110V to 380V)	
Weight	120 Kg	160 Kg

Translation Shuttle Conveyor

1. This unit is used to redirect PCBs flow into different channels in a production line.
2. Full closed design ensures operational security levels.
3. Top cover can be opened for easy access to hardware during maintenance.
4. Steady and precise scaling (retractable motor).
5. Parallel and smooth width adjustment(screw).
6. Touch screen and PLC control.
7. Minimize transmission clearance between conveyor.
8. Different lengths available upon request.
9. Compatible SMEMA interface.
10. YouTube link: <https://youtu.be/J-vsay4vrVc>



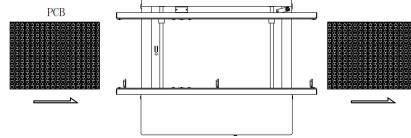

Specification:

Model	SC-M	SC-L
Dimension(mm)	500*W*1050(W Depends on Traversing Distance)	600*W*1050(W Depends on Traversing Distance)
PCB Size(mm)	50*50-450*350	50*50-550*350
Cycle Time	Depends on Traversing Distance	
Belt Type	Round Belt or Oblate Belt	
Control System	PLC	
Power	Max 250 VA	
Transport Height	900±20mm (or Customer Specified)	
PCB Direction	L to R or R to L	
Communication	SMEMA for Both In & Out	
Power Supply	1 PH AC 220V 50/60Hz (Option: 110V to 380V)	
Weight	160 Kg	220 Kg

Turn Conveyor		
<ol style="list-style-type: none"> 1. This unit is used to redirect PCBs flow into different channels in a production line(rotate 90 degrees, 180 degrees, 270 degrees). 2. Enclosed design with built-in torque limiter ensures highest level of safety. 3. Top cover can be opened for easy access to hardware during maintenance. 4. Touch screen and PLC control. 5. Steady and precise scaling (retractable motor). 6. Parallel and smooth width adjustment(screw). 7. Minimize transmission clearance between conveyor. 8. Different lengths available upon request. 9. Compatible SMEMA interface. 		
Specification:		
Model	TCR-M	TCR-L
Dimension(mm)	600*600*1200	750*750*1200
PCB Size(mm)	50*50-400*350	50*50-530*460
Cycle Time	Approx.15 Seconds	
Belt Type	Round Belt or Oblate Belt	
Control System	PLC	
Power	Max 250 VA	
Transport Height	900±20mm (or Customer Specified)	
PCB Direction	L to R or R to L	
Communication	SMEMA for Both In & Out	
Power Supply	1 PH AC 220V 50/60Hz (Option: 110V to 380V)	
Weight	170 Kg	220 Kg

High-end

High-end SMT Upscale Inspection Conveyor



1. This equipment is usually used to transfer and cooling PCBA after reflow soldering.
2. Rugged steel design, improves equipment stability.
3. Smooth stainless steel screw to adjust the width of the rail.
4. Variable speed control.
5. Circuit board testing mode.
6. Using a dedicated aluminum slot for transfer orbit to prevent PCB stuck.
7. Heavier bottom design, not easily shift.
8. Machine length can be customized.
9. Compatible with SMEMA interface.

Video: <https://www.youtube.com/watch?v=4h714Pe3vLY>

Main Material:

Body Material	European standard aluminum alloy	China
Sensor	Omron	Japan
Rail	Aluminum (mold making)	China
Belt	12mm Anti-static belt	China
Guide Screw	High precision ball screw	Taiwan

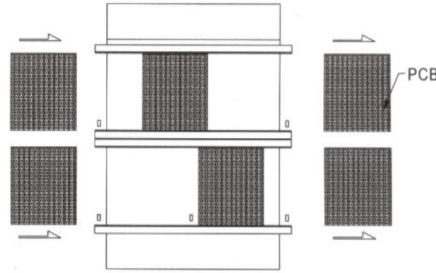

Specification:

Model	HC-500	HC-600	HC-1000	HC-1200	HC-1500	HC-2000
Rail Length(mm)	500	600	1000	1200	1500	2000
Dimension(mm)	500*852*950	600*852*950	1000*852*950	1200*852*950	1500*852*950	2000*852*950
PCB Width	50 to 460mm					
PCB Direction	L to R or R to L					
Speed	Adjustable					
Switch	Foot Switch					
Control System	PLC					
Lighting	Optional					
SOP Rack	Optional					
Platform Material	ESD Rubber Mat					
Communication	SMEMA for both in & out					

Power Supply	1 PH AC 220V 50/60Hz (Option: 110V to 380V)					
Weight	80 Kg	85 Kg	90 Kg	115 Kg	155 Kg	180 Kg

High-end

High-end Dual-lane SMT Upscale Inspection Conveyor



1. This equipment is usually used to transfer and cooling PCBA after reflow soldering.
2. Rugged steel design, improves equipment stability.
3. Smooth stainless steel screw to adjust the width of the rail.
4. Variable speed control.
5. Circuit board testing mode.
6. Using a dedicated aluminum slot for transfer orbit to prevent PCB stuck.
7. Heavier bottom design, not easily shift.
8. Machine length can be customized.
9. Compatible with SMEMA interface.

Video: <https://www.youtube.com/watch?v=4h714Pe3vLY>

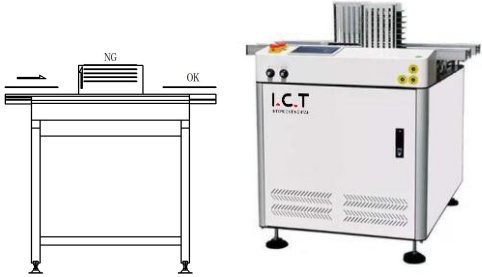
Main Material:

Body Material	European standard aluminum alloy	China
Sensor	Omron	Japan
Rail	Aluminum (mold making)	China
Belt	12mm Anti-static belt	China
Guide Screw	High precision ball screw	Taiwan

Specification:

Model	HC-500D	HC-600D	HC-1000D
Rail Length	500mm	600mm	1000mm
Dimension	500*1010*950mm	600*1010*950mm	1000*1010*950mm
Max.PCB Width Dual-lane	50 to 300mm*2		
Max.PCB Width Single -lane	510mm		
PCB Direction	L to R or R to L		
Speed	Adjustable		
Switch	Foot Switch		
Control System	PLC		

Lighting	Optional		
SOP Rack	Optional		
Platform Material	ESD Rubber Mat		
Communication	SMEMA for both in & out		
Power Supply	1 PH AC 220V 50/60Hz (Option:110V to 380V)		
Weight	110 Kg	130 Kg	140 Kg

Standard Reject Conveyor	
<ol style="list-style-type: none"> 1. This unit allows good and bad board separation in AOI, during testing, the good board can continue to run without interrupting. 2. Rugged steel design, improves equipment stability. 3. Including multi-zone position accuracy. 4. Ergonomic design arm rest. 5. Muti-zone concept available upon request. 6. Using a dedicated aluminum slot for transfer orbit to prevent PCB stuck. 8. Reject, inspect and pass through modes provided. 9. Compatible with SMEMA interface. 	

Specification:		
Model	RC-500L	RC-1000L
Dimension(mm)	500*800*950	1000*800*950
Rack size(mm)	50*50-460*460	50*50-530*460
PCB Direction	L to R or R to L	
Speed	Adjustable	
PCB Capacity	8pcs (or Specify)	
Control System	PLC	
Belt Type	Anti-static belt	
Storage Plate Distance	25mm (or Specify)	
Platform Material	ESD Rubber Mat	
Communication	SMEMA for both in & out	
Power Supply	1 PH AC 220V 50/60Hz (Option: 110V to 380V)	
Weight	85 Kg	115 Kg

High-end

High end SMT Sealing Conveyor



1. Modular design.
2. Solid design improves stability.
3. Inspection mode and automatic mode.
4. Inducing multi-zone position accuracy.
5. Ergonomic design, make your arms easy.
6. Custom machine length according to customer's requirement.
7. Variable speed control.
8. Compatible SMEMA interface.

*Option: Dual rail

Main Material:

Body Material	European standard aluminum alloy	China
Sensor	Omron	Japan
Rail	Aluminum (mold making)	China
Belt	12mm Anti-static belt	China
Guide Screw	High precision ball screw	Taiwan

Specification:

Model	SUSC-500	SUSC-600	SUSC-1000	SUSC-1200	SUSC-1500	SUSC-2000
Rail Length(mm)	500	600	1000	1200	1500	2000
Dimension(mm)	500*852*950	600*852*950	1000*852*950	1200*852*950	1500*852*950	2000*852*950
PCB Width	50 to 460 mm					
PCB Direction	L to R or R to L					
Speed	Adjustable					
Switch	Pass Switch					
Control System	PLC					
Lighting	Optional					
SOP Rack	Optional					
Platform Material	ESD Rubber Mat					
Communication	SMEMA for both in & out					
Power Supply	1 PH AC 220V 50/60Hz (Option: 110V to 380V)					
Weight	95 Kg	100 Kg	120 Kg	130 Kg	150 Kg	175 Kg



1. This device is used to receive board SMT circuit board production line operation, suitable for receive NG board and OK board after soldering.
2. European standard aluminum alloy and steel plate, aggravated structural design.
3. PLC + touch screen Man-Machine Operating Key Surface.
4. Frequency Conversion Lifting Device, Smooth Movement.
5. Automatical diagnosing fault code display function.
6. The force of PCB pusher mechanism can be adjusted flexibly.
7. 5 kinds of PITCH choices can set the step of receiving PCBA.
8. Simple Width Adjustment Design, Quick and Flexible Line Change.
9. Four-point positioning of magazine.
10. CE High Security Level Design.
11. Translational Differentiation of NG and OK PCBA.
12. Anti-jamming board design of the receiving PCBA protection system.
13. Compatible SMEMA interface.

Video: <https://www.youtube.com/watch?v=-MGoYd7VzMc>

Main Material:

Body Material	European standard aluminum alloy	China
PLC	Panasonic	Japan
Touch Screen	Kunlun	China
Frequency Converter	Delta	Taiwan
Flexible cable	Igus	Germany
Magnetic Switch	SMC	Japan
Cylinder	SMC	Japan
Bearing	NSK	Japan
Ball Screw	TBI	Taiwan
Electromagnetic Valve	AirTAC	Taiwan
Limit Switch	Omron	Japan
Sensor	Omron	Japan
Relay	Omron	Japan

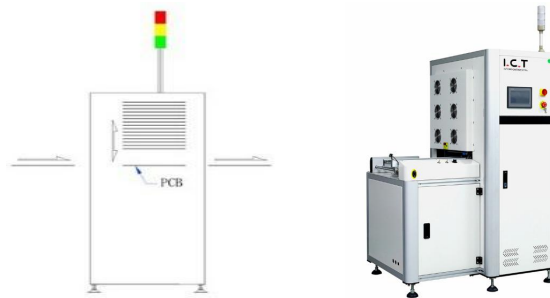
Specification:

Model	HNOUL-M	HNOUL-L	HNOUL-LL	HNOUL-XL
-------	---------	---------	----------	----------

Dimension(mm)	1780*1450*1680	2065*1630*1680	2660*1760*1680	2660*1900*1680
PCB Size(mm)	80*70-330*250	80*70-445*330	80*70-530*390	80*70-530*460
Rack Size(mm)	355*320*563	460*400*563	535*460*570	535*530*570
PCB Thickness	0.4-5.0mm			
PCB Weight	≤2.0kg			
PCB Component Height	±15mm			
Time Feed PCB	Seconds 9 Approx. or Specify			
Indexing Pitch	10.20.30.40.50mm or Specify			
Control System	PLC			
Power	Max 300VA			
Air Supply	4-6bar, 10ltr/Min			
Transport Height	910±30mm (or Customer Specified)			
Transport Belt	3.8mm Anti-static Flat Belt			
PCB Direction	L to R or R to L			
Communication	SMEMA for Both In & Out			
Power Supply	1 PH AC 220V 50/60Hz (Option: 110V to 380V)			
Weight	360 Kg	380 Kg	420 Kg	460 Kg

High-end

Multi Function Cooling Vertical Buffer



This device is used to put it in front of AOI, after reflow soldering, temporarily store PCB and cooling function

1. Special aluminum alloy combined with sheet metal, Strong, firm and stable design.
2. Transmission with durable roller (no need to replace the belt).
3. Panasonic PLC, multi-functional electrical circuit and program design, stable performance.
4. Fast, smooth and accurate retrieval positions.
5. Parallel and smooth width adjustment (lead screw).
6. Three operation modes: FIFO, LIFO, Pass-through.
7. Side cooling function
8. Compatible SMEMA interface.

Main Material:

Body Material	European standard aluminum alloy	China
PLC	Panasonic	Japan
Touch Screen	Kunlun/Qinglan	China

Magnetic Switch	SMC	Japan
Fan	Liangyou	China
Ball Screw	TBI	Taiwan
Electromagnetic Valve	AirTAC	Taiwan
Limit Switch	Omron	Japan
Sensor	Omron	Japan
Relay	Omron	Japan
Specification:		
Model	CVB-L	CVB-LL
Dimension(mm)	1000*845*1650	1150*900*1650
PCB Size(mm)	50*50-445*350	50*50-530*460
Cycle Time	Approx.10 Seconds	
PCB Capacity	25 pcs or Specify (pitch: 25mm)	
Control System	PLC	
Power	Max 250 VA	
Transport Height	900±20mm (or Customer Specified)	
Transport Mode	4mm Anti-static belt	
PCB Direction	L to R or R to L	
Communication	SMEEMA for Both In & Out	
Power Supply	1 PH AC 220V 50/60Hz (Option: 110V to 380V)	
Weight	200 Kg	240 Kg

1200LED Multi Function Cooling Vertical Buffer




This device is used to put it in front of AOI, after reflow soldering, temporarily store LED PCB or Lens bar PCB and cooling function.

1. Special aluminum alloy combined with sheet metal, Strong, firm and stable design.
2. Transmission with durable roller (no need to replace the belt).
3. Panasonic PLC, multi-functional electrical circuit and program design, stable performance.
4. Fast, smooth and accurate retrieval positions.
5. Parallel and smooth width adjustment(lead screw).
6. Three operation modes: FIFO, LIFO, Pass-through.
7. Side cooling function.
8. Compatible SMEEMA interface.

Main Material:		
Body Material	Standard aluminum alloy	China
PLC	Panasonic	Japan
Touch Screen	Kunlun/Qinglan	China
Magnetic Switch	SMC	Japan
Fan	Liangyou	China
Ball Screw	TBI	Taiwan
Electromagnetic Valve	AirTAC	Taiwan
Limit Switch	Omron	Japan
Sensor	Omron	Japan
Relay	Omron	Japan
Specification:		
Model	CVB-1200	
Dimension	1500*1500*1780mm	
PCB Size	150*150-1200*350mm	
Cycle Time	Approx.10 Seconds	
PCB Capacity	15 pcs or Specify (pitch: 30mm)	
Control System	PLC	
Power	Max 250 VA	
Transport Height	900±20mm (or Customer Specified)	
PCB Direction	L to R or R to L	
Communication	SMEMA for Both In & Out	
Power Supply	1 PH AC 220V 50/60Hz (Option:110V to 380V)	
Weight	350 Kg	

High-end NG Buffer




1. This device can cache AOI or SPI and other testing machine out of the NG and OK board, OK board will flow to the next process, and the NG board will flow to the upper conveyor to wait for manual confirmation.
2. Transmission with durable roller (no need to replace the belt).
3. Small machine footprint.
4. Fast, smooth and accurate retrieval positions.
5. Parallel and smooth width adjustment (lead screw).

6. Three operation modes: FIFO, LIFO, Pass-through.		
7. Compatible SMEMA interface.		
Specification:		
Model	NB-L	NB-LL
Dimension(mm)	1000*790*1650	1200*900*1650
PCB Size(mm)	50*50-460*350	50*50-530*460
Cycle Time	Approx.10 Seconds	
PCB Capacity	20pcs or Specify	
Control System	PLC	
Power	Max 250 VA	
Transport Height	900±20mm (or Customer Specified)	
PCB Direction	L to R or R to L	
Communication	SMEMA for Both In & Out	
Power Supply	1 PH AC 220V 50/60Hz (Option: 110V to 380V)	
Weight	300 Kg	330 Kg

High-end

Barcode Scanning Conveyor



This device is used to receiving marking position data of PCB from laser marking machine and automatically scanning the position(Industry 4.0).

1. Scanner to scan barcode on PCB.
2. Transmission with belt.
3. Panasonic PLC, multi-functional electrical circuit and program design, stable performance.
4. Fast, smooth and accurate retrieval positions.
5. Parallel and smooth width adjustment (lead screw).
6. Pass-through modes standard.
7. Japan high precision scanner.
8. Compatible SMEMA interface.



Main Material:

Body Material	European standard aluminum alloy	China
PLC	Panasonic	Japan
Code Reader	Keyence	Japan
Magnetic Switch	SMC	Japan

Ball Screw	TBI		Taiwan
Electromagnetic Valve	AirTAC		Taiwan
Limit Switch	Omron		Japan
Sensor	Omron		Japan
Relay	Omron		Japan
Specification:			
Model	BCS-M	BCS-L	BCS-LL
Dimension(mm)	1000*964*1450	1000*964*1450	1000*964*1450
PCB Size(mm)	50*50-330*250	50*50-445*330	50*50-530*390
Cycle Time	Approx.5 Seconds		
Control System	PLC		
Power	Max 250 VA		
Transport Height	900±20mm (or Customer Specified)		
Transport Mode	4mm Anti-static belt		
PCB Direction	L to R or R to L		
Communication	SMEMA for Both In & Out		
Power Supply	1 PH AC 220V 50/60Hz (Option: 110V to 380V)		
Weight	340 Kg	360 Kg	380 Kg

High-end

PCB Change Edge Machine (PCB Rotating Conveyor)



1. This device is used to adjust the angle of PCB, change PCB edge direction, rotate the direction of PCB body from X to Y.
2. Panasonic PLC, multi-functional electrical circuit and program design, stable performance.
3. Fast, smooth and accurate retrieval positions.
4. Parallel and smooth width adjustment(lead screw).
5. Pass-through modes.
6. Compatible SMEMA interface.

Video: <https://www.youtube.com/watch?v=JPFziOe8NKU&t=51s>


Main Material:

Body Material	Welding of metal materials	China
Rail	Aluminum (mold making)	China
Belt	4mm Anti-static belt	China
PLC	Panasonic	Japan

Touch Screen	Kunlun/Qinglan		China
Magnetic Switch	SMC		Japan
Ball Screw	TBI		Taiwan
Electromagnetic Valve	AirTAC		Taiwan
Limit Switch	Omron		Japan
Sensor	Omron		Japan
Specification:			
Model	RC-M	RC-L	RC-LL
Dimension(mm)	1000*904*900	1000*945*900	1150*998*900
PCB Size(mm)	50*50-330*250	50*50-445*330	50*50-530*390
Cycle Time	Approx.4 Seconds		
Speed	Adjustable		
Control System	PLC		
Transport Height	900±20mm (or Customer Specified)		
Transport Mode	4mm Anti-static belt		
PCB Direction	L to R or R to L		
Communication	SMEMA for Both In & Out		
Power	Max 450 VA		
Power Supply	1 PH AC 220V 50/60Hz (Option:110V to 380V)		
Weight	140 Kg	160 Kg	180 Kg

High-end

Wave Soldering Tilt Conveyor



1. Panasonic PLC Program control.
2. User friendly "touch screen" control panel.
3. Cylinder stopper at entrance and exit.
4. Step motor for conveyor, speed set in touch screen
5. Angle can be set in touchscreen. Angle range 3--7degree.
6. PCB precise stopping in position.
7. Smooth and parallel width adjustment.(lead screw)
8. SMEMA compatible.

Video: <https://youtu.be/Bo8ojwzs18A>

Main Material:

Body Material	Welding of metal materials	China
Rail	Aluminum (mold making)	China
PLC	Panasonic	Japan
Touch Screen	Kunlun/Samkoon	China
Magnetic Switch	SMC	Japan
Ball Screw	TBI	Taiwan
Electromagnetic Valve	AirTAC	Taiwan
Limit Switch	Omron	Japan
Sensor	Omron	Japan
Specification:		
Model	WTC-M	
Dimension(mm)	800*980*1440	
PCB Size(mm)	60*60-630*460	
PCB Weight	Max 4.5kg	
Angle	3-7 Degree (Adjustable)	
Speed	Adjustable	
Control System	Touch screen+PLC	
Tilt Control	Cylinder	
Transport Height	940±30mm (or Customer Specified)	
Lifting Height	175±30mm	
Transport Mode	5mm Chain (ESD Belt Option)	
PCB Direction	L to R or R to L	
Communication	SMEMA for Both In & Out	
Power	Max 450 VA	
Power Supply	1 PH AC 220V 50/60Hz (Option: 110V to 380V)	
Weight	180 Kg	

Wave Unloader with Rail



1. The width of the guide rail can be quickly and manually adjusted according to the product size.
2. Parallel and smooth width adjustment.
3. Special chain transmission ensures product transmission efficiency.
4. The overall structure adopts aluminum profile structure, with beautiful appearance.
5. Compatible with SMEMA interface.

Specification:		
Model	WUL-M	WUL-L
Dimension	2200*485*1400mm	2200*600*1400mm
PCB Size	60*60-450*350mm	60*60-450*460mm
PCB Weight	Max 4.5kg	
Speed	Adjustable	
Into board height	1200±100mm (or Customer Specified)	
Outboard height	800±100mm (or Customer Specified)	
Transport Mode	Chain (ESD Belt Option)	
PCB Direction	L to R or R to L	
Communication	SMEMA for Both In & Out	
Power	Max 300W	
Power Supply	1 PH AC 220V 50/60Hz (Option: 110V to 380V)	
Weight	80 Kg	90kg

* I.C.T keeps working on quality and performance, specifications and appearance may be updated without particular notice.

Thanks for choosing I.C.T.
I.C.T looks forward to win-win cooperation.
Thank you!