

Radial Insertion Machine



Introduce:

The Radial insertion machine offers consistently high throughput regardless of component type, with single-, dual-, triple-, and quad-span insertion variants. Lead span capability up to 10mm virtually eliminates tedious manual assembly requirements to improve throughput, product quality, and output per floor space, while reducing associated labor costs and time requirements to provide greater returns. An intuitive operator interface that is common with other generation insertion equipment offers easy operation, diagnostics, data management, and a graphical product editor.


Component replenishment without machine stoppage;

Manual Load or Automatic PCB Load/Unload;

Configurable sequencer (In-Line or Straight-Back);

Component verifies;

Simple-to-use operator environment with graphical user interface.



-Strong Machine Flexibility


- Expandable from 10 inputs up to 100 inputs
- Inserts at 1 degree increments up to 360 degrees
- Inward clinch option to increase bottom side density

-Lowers Cost of Ownership

- Low Energy costs
- Minimal preventative maintenance required

- Easy to Use User Interface

- Easy operation, use Excel program and USB input.
- Off-line programming available
- Components available: Capacitors (electrolytic, ceramic, box, and film), transistors, diodes, LED, connectors, tact switches, coils, potentiometer, lamps, fuses, etc.


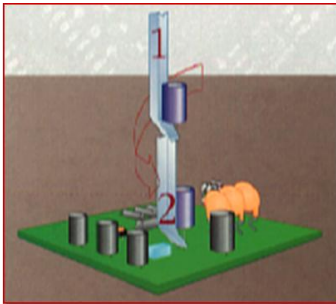


Tooling to accommodate a variety of applications-field reconfigurable

Single Span: 2.5mm

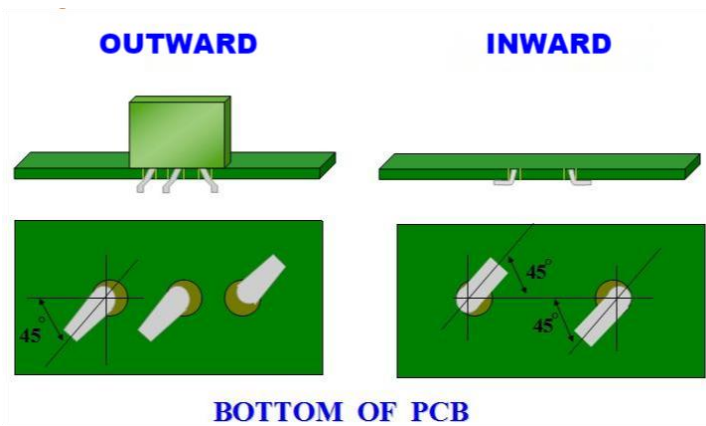
Dual Span: 2.5mm/5.0mm

Triple Span: 2.5mm/5.0mm/7.5mm



360 Degrees Insertion Angel

Radial: Insertion heads are servo-driver for precise and rapid component insertion. The insertion tooling may be rotated from 0 degree to 360 degrees in 1 degree increments.



2.5mm Span Standard Configuration

Achieves High Density for tight LED & small applications.

2.5mm span guide jaw with minimal width.

- Inward clinch option to increase bottom side density





- Prevents shorting during wave soldering.

Special asymmetric angles are also available on request.



We can handle bulk components automatically.

Application:



Specification:

Model	I.C.T-Z3020
Photo	
Theoretical Speed	20000CPH
Type	Online
Feeder Position	20 STD (10, 30, 40, 60, 80, 100 Option)
Plug-in Angle	0-360°
Lead Spacing	2.5mm/5.0mm/7.5mm/10mm
Component Height	Max 23mm (Option 26mm)
PCB Size	50*50-400*300mm
Cutting Lead Length	1.2-1.8mm
Cutting Lead Angle	25°~45° External Bending
Air Pressure	0.6 Mpa
Power Supply	AC220V, Single Phase, 50/60HZ, 1.5Kw
Dimension	L1900*W1500*H1700mm
Weight	Approx 1200kg

* I.C.T keeps working on quality and performance, specifications and appearance may be updated without particular notice.

Thanks for choosing I.C.T.
I.C.T looks forward to win-win cooperation.
Thank you.